

## Miami International Holdings Reports March 2021 Trading Results, MIAX Exchange Group Sets New Monthly Market Share and Volume Records

PRINCETON, NJ, April 6, 2021 — Miami International Holdings, Inc. today reported March 2021 trading results for its U.S. exchange subsidiaries – MIAX®, MIAX Pearl® and MIAX Emerald® (together, the MIAX Exchange Group™) and the Minneapolis Grain Exchange (MGEX).

In U.S. options, the MIAX Exchange Group collectively executed over 116.9 million multi-listed options contracts for a combined average daily volume (ADV) of 5,083,825 contracts, representing a total U.S. multi-listed options market share of 13.65%. The 13.65% market share represents an increase of over 18% from March 2020.

In U.S. equities, MIAX Pearl Equities™ executed 486,857,188 shares.

In U.S. futures, MGEX executed 259,617 contracts.


Multi-Listed Options Trading Volume for MIAX Exchange Group, Current Month						Year-to-Date Comparison		
Multi-Listed Options Contracts	Mar-21	Mar-20	% Chg.	Feb-21	% Chg.	Mar-21	Mar-20	% Chg.
Trading Days	23	22		19		61	62	
U.S. Multi-Listed Options Industry	856,908,768	590,743,481	45.1%	786,095,745	9.0%	2,443,233,864	1,570,530,647	55.6%
MIAX Exchange Group	116,927,971	68,141,542	71.6%	105,083,886	11.3%	323,257,959	172,216,215	87.7%
MIAX	37,494,076	22,187,374	69.0%	33,180,331	13.0%	105,627,843	66,313,908	59.3%
MIAX Pearl	52,194,814	24,572,079	112.4%	39,577,948	31.9%	121,671,476	77,154,976	57.7%
MIAX Emerald	27,239,081	21,382,089	27.4%	32,325,607	-15.7%	95,958,640	28,747,331	233.8%
Multi-Listed Options ADV	Mar-21	Mar-20	% Chg.	Feb-21	% Chg.	Mar-21	Mar-20	% Chg.
U.S. Multi-Listed Options Industry	37,256,903	26,851,976	38.7%	41,373,460	-9.9%	40,053,014	25,331,139	58.1%
MIAX Exchange Group	5,083,825	3,097,343	64.1%	5,530,731	-8.1%	5,299,311	2,777,681	90.8%
MIAX	1,630,177	1,008,517	61.6%	1,746,333	-6.7%	1,731,604	1,069,579	61.9%
MIAX Pearl	2,269,340	1,116,913	103.2%	2,083,050	8.9%	1,994,614	1,244,435	60.3%
MIAX Emerald	1,184,308	971,913	21.9%	1,701,348	-30.4%	1,573,092	463,667	239.3%


Multi-Listed Options Market Share for MIAX Exchange Group, Current Month						Year-to-Date Comparison		
Multi-Listed Options Market Share	Mar-21	Mar-20	% Chg.	Feb-21	% Chg.	Mar-21	Mar-20	% Chg.
MIAX Exchange Group	13.65%	11.53%	18.3%	13.37%	2.1%	13.23%	10.97%	20.7%
MIAX	4.38%	3.76%	16.5%	4.22%	3.7%	4.32%	4.22%	2.4%
MIAX Pearl	6.09%	4.16%	46.4%	5.03%	21.0%	4.98%	4.91%	1.4%
MIAX Emerald	3.18%	3.62%	-12.2%	4.11%	-22.7%	3.93%	1.83%	114.6%


Equities Trading Volume for MIAX Pearl Equities, Current Month						Year-to-Date Comparison		
Equities Shares (millions)	Mar-21	Mar-20	% Chg.	Feb-21	% Chg.	Mar-21	Mar-20	% Chg.
Trading Days	23	N/A	N/A	19		61	N/A	N/A
U.S. Equities Volume - Industry	307,161	N/A	N/A	290,503	5.7%	893,668	N/A	N/A
MIAX Pearl Volume	487	N/A	N/A	477	2.0%	1,470	N/A	N/A
MIAX Pearl ADV	21	N/A	N/A	25	-15.7%	24	N/A	N/A
MIAX Pearl Market Share	0.16%	N/A	N/A	0.16%	-3.5%	0.16%	N/A	N/A

Futures & Options Trading Volume for MGEX, Current Month						Year-to-Date Comparison		
Futures & Options Contracts	Mar-21	Mar-20	% Chg.	Feb-21	% Chg.	Mar-21	Mar-20	% Chg.
Trading Days	23	22		19		61	62	
MGEX Volume	259,617	277,629	-6.5%	289,812	-10.4%	788,162	715,125	10.2%
MGEX ADV	11,288	12,620	-10.6%	15,253	-26.0%	12,921	11,534	12.0%

**March 2021 Market Share and Volume Records:**

		<b>MIAX Exchange Group Multi-Listed Options Records</b>	
Single Day	Market Share	15.62%	March 4, 2021
	Volume	8,126,083	March 4, 2021
Monthly	Volume	116,927,971	March 2021

		<b>MIAX Multi-Listed Options Records</b>	
Monthly	Volume	37,494,076	March 2021

		<b>MIAX Pearl Multi-Listed Options Records</b>	
Single Day	Market Share	6.92%	March 5, 2021
	Volume	3,506,013	March 5, 2021
Monthly	Market Share	6.09%	March 2021
	Volume	52,194,814	March 2021

For further information regarding MIAX, please visit [www.MIAXOptions.com](http://www.MIAXOptions.com) or contact MIAX Trading Operations at [TradingOperations@MIAXOptions.com](mailto:TradingOperations@MIAXOptions.com).

**Corporate Communications Contact:**

Natalie Kay, Karma Agency  
215-790-7806  
[nkay@karmaagency.com](mailto:nkay@karmaagency.com)

**About MIAX**

MIAX's parent holding company, Miami International Holdings (MIH), operates and manages Miami International Securities Exchange, LLC (MIAX®), MIAX Pearl, LLC (MIAX Pearl®) and MIAX Emerald, LLC (MIAX Emerald®) and together with MIAX and MIAX Pearl, the MIAX Exchange Group™, the Minneapolis Grain Exchange, LLC, a Designated Contract Market (DCM) and Derivatives Clearing Organization (DCO), and the Bermuda Stock Exchange.

The MIAX, MIAX Pearl and MIAX Emerald options exchanges leverage MIAX's industry-leading technology and infrastructure to provide their member firms with traditional pricing and pro rata allocation (MIAX), maker-taker pricing and price-time allocation (MIAXPearl) market structures, and a hybrid market structure with maker-taker pricing and pro rata allocation (MIAXEmerald).

MIAX serves as the exclusive exchange venue for cash-settled options on the SPIKES<sup>®</sup> Volatility Index (Ticker: SPIKE), a measure of the expected 30-day volatility in the SPDR<sup>®</sup> S&P 500<sup>®</sup> ETF (SPY).

Under MIAX Pearl's exchange license, MIAXPearl Equities<sup>™</sup> provides its members with best-in-class performance through a combination of high determinism, low latency and high throughput. MIAXPearl Equities has maker-taker pricing and a price-time allocation model.

MIAX's executive offices and National Operations Center are located in Princeton, NJ, with additional offices located in Miami, FL.

To learn more visit [www.MIAXOptions.com](http://www.MIAXOptions.com).

**Disclaimer and Cautionary Note Regarding Forward-Looking Statements**

The press release shall not constitute an offer to sell or a solicitation of an offer to purchase any securities of Miami International Holdings, Inc. (together with its subsidiaries, the Company), and shall not constitute an offer, solicitation or sale in any state or jurisdiction in which such offer; solicitation or sale would be unlawful. This press release may contain forward-looking statements, including forward-looking statements within the meaning of the Private Securities Litigation Reform Act of 1995. Forward-looking statements describe future expectations, plans, results, or strategies and are generally preceded by words such as "may", "future", "plan" or "planned", "will" or "should", "expected," "anticipates", "draft", "eventually" or "projected". You are cautioned that such statements are subject to a multitude of risks and uncertainties that could cause future circumstances, events, or results to differ materially from those projected in the forward-looking statements, including the risks that actual results may differ materially from those projected in the forward-looking statements.

All third-party trademarks (including logos and icons) referenced by the Company remain the property of their respective owners. Unless specifically identified as such, the Company's use of third-party trademarks does not indicate any relationship, sponsorship, or endorsement between the owners of these trademarks and the Company. Any references by the Company to third-party trademarks is to identify the corresponding third-party goods and/or services and shall be considered nominative fair use under the trademark law.